



# Handling and Restraining Rodents, Rabbits, and Exotic Animals

**Floron C. Faries, Jr. DVM, MS**

# Objectives

---


- Discuss the different fear responses of these animals
- Describe the steps for catching these animals
- Describe the techniques for restraining these animals
- Describe special tools and procedures for restraining these animals
- Describe the unique risks involved when handling and restraining these animals

# Rodents and Rabbits

---

- Rouse if asleep.
- Beware of bites.
- Beware of kicks.
- Do not grasp tail by end of tail – skin slips.
- Use glove or towel.
- Support body.
- Do not squeeze trachea with thumb under chin.
- Do not squeeze thorax or abdomen.
- Do not grasp ears.
- Do not lift by tail if animal on wire bottom cage.

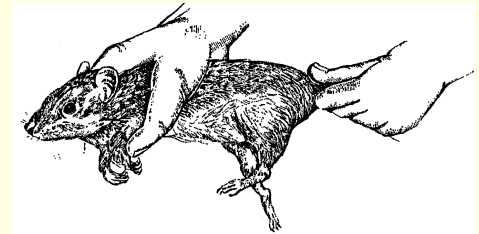
- 
- Grasp nape of neck.
  - Grasp base of tail.
  - Grasp under thorax.
  - Cup hand over back.
  - Grasp body over back with thumb and third finger.
  - Grasp behind lower jaw.
  - Wrap rump with towel.
  - Support rump.



Restraining a Guinea Pig



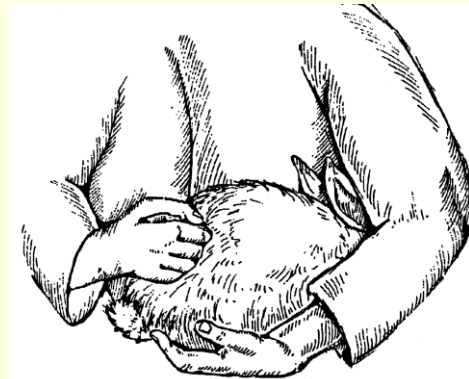
Restraining a Hamster by Its Neck



Restraining a Rat



Holding a Rabbit



Carrying a Rabbit

# Exotics

---

## ■ Ratites

- Beware of forward and side kicks.
- Hold wings close to body.
- Grasp sternum or wing base.
- Lower head to ground.
- Grasp rear of body between legs.
- Hood head.

## ■ Llamas

- Beware of bites.
- Beware of spitting (regurgitates).
- Hood head.
- Use halter.
- Use chute/stanchion.
- Grasp ear.

---

- Miniature pigs

- Lift by trunk of body.
- Lift by canvas sling with 4 holes for legs.
- Scratch back.
- Leg lift and snout snare cause injuries.

- Reptiles

- Beware of bites and scratches.
- Do not handle rough – injures skin.
- Support with two hands – prevents spine injury.
- Grasp neck behind head.

## ■ Pet birds

- Beware of bites.
- Do not use gloves – frightens.
- Darken room.
- Grasp head and neck with towel.
- Hold wings close to body with towel.
- Do not grasp sternum – suffocates.

